

Accesso al Portal: Pre-Registration

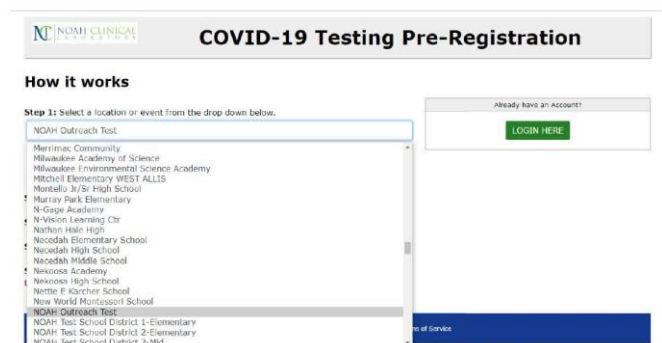


Pre-Registro -Padres-

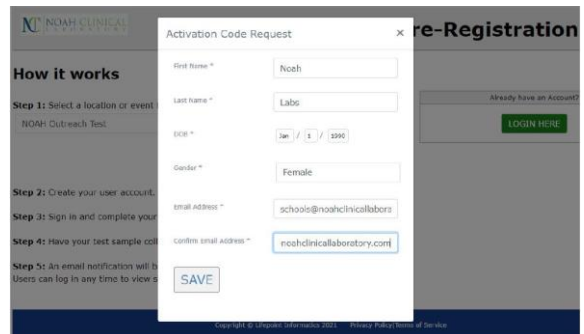
1. Ir a la página de pre-registro:
<https://www.lifepointlink.com/noah/outreach>



2. Seleccionar la escuela del estudiante llevando El cursor hacia abajo. *
Asegurarse de encontrar “Waukesha Catholic school District” ya que hay muchos distritos.
* Una vez registrado, su perfil será ligado a esta localidad.



3. Una vez seleccionado el lugar correcto, presionar en SIGN UP. Meter la información básica del paciente.
*Nombre, Fecha de nacimiento y sexo de la persona a la que se le hará el examen.
*Correo electrónico de la persona completando el pre-registro y recibiendo notificaciones (punto de contacto)



4. Una vez terminado presionar SAVE y un código de activación se enviará a ese correo electrónico.

NOAH CLINICAL LABORATORY

Your activation code has been successfully sent to your email address.

Notice: Should you not receive an email during the Create User or Activate Account steps, please verify that emails are not in the Junk or SPAM folder. Confirm that your provider is not blocking messages from message@lifepoint.com or message@luxhv.com. If you continue to experience problems please contact the lab directly to have the email resent manually.

NOTE: You are not done yet. Please check your e-mail and activate your account by clicking on the given link or click on Activate your Account below.

Log in to your PatientPortal account

User ID

Password

LOG IN

CREATE A NEW ACCOUNT

Pre-Registro -Padres-

5. Encuentre el correo electrónico y presione en el enlace junto al código de activación.

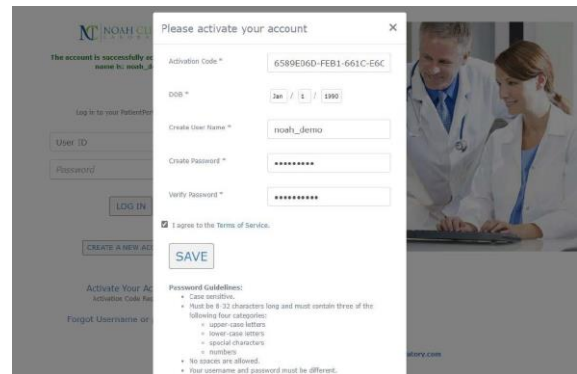
Activation Code for NOAH Patient Portal

DR Do Not Reply <message@lifepoint.com>
1:54 PM
To: Schools Noah Clinical Laboratory

Dear Noah:
Activation Code for NOAH patient portal:
6589E06D-FEB1-661C-E6C9F5CF4251789C

Please click the above code or enter on the [NOAH Patient Portal](#) to complete your activation
If you have any questions contact the laboratory at support@NoahClinicalLaboratory.com

6. El enlace lo llevará la página para activar su cuenta:
*Debe usar la misma fecha de Nacimiento que puso al principio.



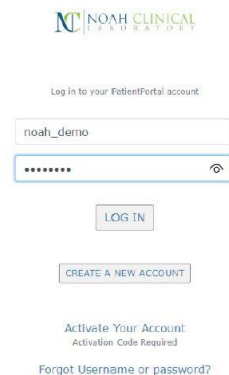
The screenshot shows a web browser window with the NOAH Clinical Laboratory logo. The main content is a form titled "Please activate your account". The form has the following fields and content:

- Activation Code*: 6589E06D-FEB1-661C-E6C
- DOB*: Jan / 1 / 1990
- Create User Name*: noah_demo
- Create Password*: [masked]
- Verify Password*: [masked]
- I agree to the Terms of Service.
- SAVE button
- Password Guidelines:
 - Case sensitive.
 - Must be 8-32 characters long and must contain three of the following four categories:
 - upper-case letters
 - lower-case letters
 - special characters
 - numbers
 - No spaces are allowed.
 - Your username and password must be different.

7. **Nota: Si el enlace no funciona, copie el largo código de activación. Vaya a la previa página y presione en "Activate Your Account" al pinal de la página. Esto abrirá la Ventana de activación. Pase el código en donde dice "Activation Code".

8. Llene todos los recuadros y presione en "I agree to the Terms of Service".
Nota: Si el pre-registro es para un menor de edad, aparecerá una ventana para el consentimiento de los padres. Presione SAVE y recibirá un correo electrónico confirmando la activación.

9. Después, deberá entrar "log-in" a la cuenta usando el username y password que acaba de crear.



The screenshot shows the NOAH Clinical Laboratory Patient Portal login page. The page features the NOAH Clinical Laboratory logo at the top. Below the logo, the text "Log in to your PatientPortal account:" is displayed. There are two input fields: one for the username "noah_demo" and one for the password [masked]. Below the password field is a "LOG IN" button. At the bottom of the page, there is a "CREATE A NEW ACCOUNT" button and a link for "Activate Your Account: Activation Code Required". At the very bottom, there is a link for "Forgot Username or password?".

Pre-Registro -Padres-

10. Llene la información requerida.

Complete information below to complete registration

Home Address * 4288 N. Brooks Rd.

City * Milwaukee

County * Milwaukee

State * Wisconsin

Zip * 53211

Race * Unknown

Ethnicity * Unknown

Guardian Phone

SUBMIT CANCEL

11. Presione SUBMIT y su pre-registro se habrá completado. Después de finalizar el examen, los resultados se publicarán en Lifepoint; se enviará un correo electrónico cuando haya nuevos resultados en la cuenta.



12. Después de entrar “log in” en el portal del paciente, su pantalla mostrará el resultado del nuevo examen. *Asegúrese de deshabilitar todos los bloqueadores de ventanas del explorador de internet para dar acceso al portal de LifePoint.

NOAH CLINICAL LABORATORY		Doe, John		Male DOB: 01/01/2012 Age: 9
Result History				
Physician	Accession	Test Name	Result	Collection Date
Westergaard, Ryan	707103	12093 - SARS-CoV-2 Protein Antigen (POC)	Final	10/13/2021
		30004 - SARS-CoV-2	Final	
CLICK HERE TO VIEW RESULTS				

13. Los resultados estarán disponibles en Archivo de .PDF.

FINAL

NOAH CLINICAL LABORATORY

Patient:	Doe, John	Accession:	707103
Patient #:	LT-10021	Birth:	1/1/2012
Doctor:	Westergaard, Ryan	Age:	9 years
		Gender:	Male
		Collection Date:	10/13/2021 10:30 AM MIT
		Received Date:	10/13/2021 10:30 AM MIT
		Specimen Type:	Nasopharyngeal swab

Test Name	Result	Units	Flag	Reference Range/Cutoff
SARS-CoV-2 Protein Antigen (POC)				
SARS-CoV-2 Protein Antigen (POC)	Positive			Run by SH on 10/13/2021 10:36:41 AM at Location: NOAH
SARS-CoV-2				
SARS-CoV-2	Positive			Run by SH on 10/13/2021 10:36:41 AM at Location: NOAH

Notes:

"Positive" results are indicative of the presence of SARS-CoV-2 RNA; clinical correlation with patient history and other diagnostic information is necessary to determine patient infection status. Positive results do not rule out a bacterial infection or co-infection with other viruses. The agent detected may not be the definite cause of disease.

"Negative" results do not preclude SARS-CoV-2 infection and should not be used as the sole basis for patient management decisions. Negative results must be combined with clinical observations, patient history, and epidemiological information.

This high complexity PCR test for SARS-CoV-2 was developed and its performance characteristics determined by NOAH Clinical Laboratory. It has not been cleared or approved by the FDA. NOAH Clinical Laboratory is certified under the Clinical Laboratory Improvement Amendments (CLIA) and is qualified to perform high complexity clinical laboratory testing.

Testing Performed at NOAH Clinical Laboratory, 10501 W. Greenfield Ave, West Allis, WI 53214 (CLIA# 52D2127517) unless otherwise specified above.